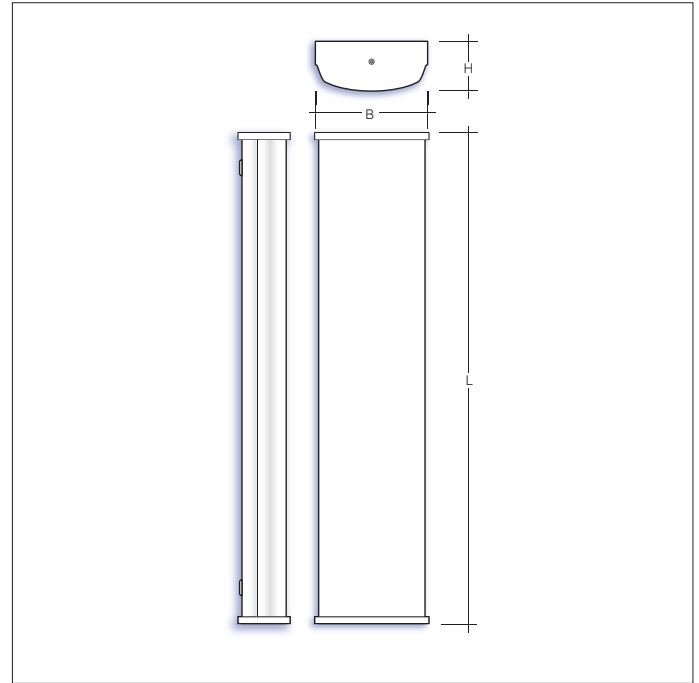



Indoor Lighting

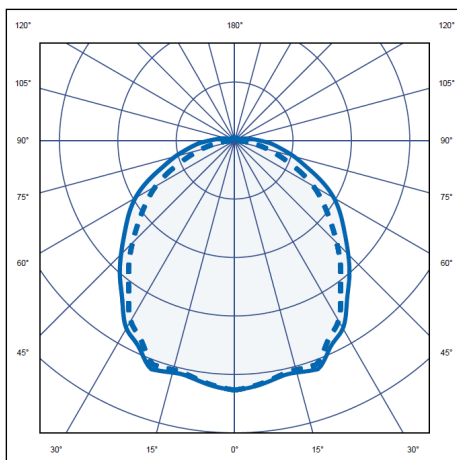


Options

- For 3 hour Maintained Emergency option suffix **/EMR**
- For DALI Dimmable suffix **/DIM**
- For 3hr Self-test emergency suffix **/ST**
- For DALI 3hr emergency suffix **/EMP**

i.e. **WAL/5/5935/4/DIM/EMR =**

Walton LED surface luminaire, 5935lm, 4K, DALI Dimmable
c/w 3hr emergency.



Part No.	W	Lm	Lm/W	L
WAL/2/1415/4	10	1415	148	580
WAL/2/2350/4	17	2350	137	580
WAL/2/3262/4	25	3262	131	580
WAL/4/2828/4	19	2828	148	1190
WAL/4/4759/4	34	4759	139	1190
WAL/4/6524/4	50	6524	131	1190
WAL/5/3526/4	24	3526	148	1470
WAL/5/5935/4	42	5935	139	1470
WAL/5/8241/4	62	8241	132	1470

For more information, please contact Sales@ldl.lighting